



TubTimes

Official Newsletter of

TYP 356 ne



South County Rhode Island Tour


See page 12 for the details and pictures

Volume 24, Issue 04, May 2024

For more Club information visit the Club's website - www.TYP356ne.org

TYP356NE OFFICERS

President— Allen Sisson



Vice President/
Newsletter editor
Ed Tobolski

Secretary—
Theo Kindermans



Treasurer—
Georg Becker-Birck

WHAT'S IN THIS ISSUE?

- *Presidents Message* - page 3
- *New Members*—page 3
- *Calendar of Events* - pages 4, 5, 6
- *Bolton Bean/Harvard Store Tour*- page 7
- *Vermont Spring Tour* —page 8
- *Things to Do*— page 9
- *Swap Meet*—pages 10 & 11
- *Rhode Island Tour*—pages 12 & 13
- *Four Speeds and Drum Brakes*- pgs 14 & 15
- *Porsche Miles Driven* - page 15
- *John's Adventures with Porsches*- page 16
- *TubTech, Seat Restoration*—page 17
- *356 Market Place*- page 18
- *Classified*—page 19
- *Club Items* - page 20
- *Club Sponsors* - page 21

KEY MEMBERS-

Director—Immediate Past President
Peter Venuti




Director/Membership
Chairman
Carl Luck

Director
Tom Tate



Director
George Kehler

Director
Greg Lane



Director
Diane Mierz

Director
Peter Thompson



Director
John Consigli

Editorial

We're into the driving season with several on the schedule. Now's a great time to get your Porsche on the road and meet with some of your fellow members. This issue covers the Swap meet and the RI Drive/Tour. The weather blessed us for both events, let's hope that continues.

It's good to see that we have five new members this month. Membership can vary up and down as members sell their cars and move on so it's good to see some new members. Let's hope that they become active members.

My thanks to John and Carl for their technical articles. They both are committed to writing articles that can help the memberships keep their 356s running and in top shape. These cars are 60 years old now so we need all the help we can get to enjoy them.

Also thanks to Tom Tate for his monthly Four Speeds and Drum Brakes articles. He has been writing this articles for a long time and they are always interesting. Thank you Tom.
Ed Tobolski, editor



PRESIDENTS MESSAGE— MAY 2024

We are only about 10 days away from the Club Spring Tour on Lake Champlain in Vermont at the Basin Harbor Resort from June 2nd to the 5th, 2024: [Lake Champlain, VT Hotel & Resort - Basin Harbor](#). There are still a few rooms left if you want to join the 22 couples in 11 cars planning to attend so far. Some details of the tour can be found here on our Club Website Schedule of events: [Blank page | TYP 356 NE](#), and even more details can be found here in this issue of the TubTimes (see page 8). Just call Basin Harbor and reserve a room for 2 or 3 nights and let me know that you will be attending by email if you decide to join us.

This past weekend I drove to Basin Harbor and stayed there for one night. I visited both museums that we will attend while there. The Lake Champlain Maritime Museum is free admission: [Lake Champlain Maritime Museum – Learn From The Lake \(lcmmm.org\)](#). It is right at the entrance to the Basin Harbor resort. If you go early Sunday the day of check in, it will only take you about one hour to tour the most interesting building/exhibit there which describes Benedict Arnold's naval battle with the British on Lake Champlain during the Revolutionary War. There are many models of ships that participated in this battle. The rest of the museum is mostly geared towards children. You can probably skip the rest of it.

The Shelburne Museum [Welcome - Shelburne Museum](#), about 40 minutes' drive from the resort, is wonderful and costs \$25.00 per person to attend. There is something for everyone there. There are several buildings full of beautiful early and contemporary American artwork and the steam ship Ticonderoga with an easily viewable large beam engine that powers the side wheel. You can tour the entire ship that has been kept in beautiful condition. There are many other exhibits of horse drawn carriages and sleighs used in the 1700s, 1800s and early 1900s. There are lots of early buildings and businesses that have been moved there with the full original contents displayed. There is one gorgeous display of the many rooms of an early 1900s New York mansion in outstanding condition full of original Monet and Rembrandt paintings. If the weather is good, like it was when I attended, it is a great way to spend an entire day and still not see it all. You can spend as long as you like there on Tuesday, June 4th. There is a nice cafeteria on the museum grounds to eat a lunch or pick up a snack and drink if you like.



I visited Peter Markowski's RPM Motorcars [Restoration and Performance Motorcars \(rpmvt.com\)](#) where we will visit during the tour on Monday. Peter is looking forward to our visit. His shop was full of Ferraris, Aston Martins and Mercedes undergoing restoration. It will be a great place to see.

While there I found two excellent restaurants where we will go to dinner on different nights and one very nice lunch place where I plan to pick up sandwiches for the group to bring to everyone on Monday to eat while we are at Peter Markowski's. Those sandwiches will be tailor made to your specifications.


The grounds of the Basin Harbor Resort itself are stunning with fantastic views of the lake. We will have our own area marked off for our cars in the main parking lot. Although you will be on interstates most of the way up, the last one third of the drive once you reach Vermont is all beautiful, country, two lane roads perfect for scenic 356 driving.

If this all sounds interesting to you, please join us. You will have a great time.

Allen Sisson

Email: dkwf5700@gmail.com

Phone: 617-921-0532



New Members *Welcome to the Club*

- James and Andrea Stein, they live in Wayland, MA. and have a 1959 356A Coupe and a 1969 912
- Chris Cannon, he lives in Jamestown, RI. and has a 1958 Speedster, a 1964 356SC Cab, a 1987 Carrera and a 1997 Carrera C4S
- Richard Ramondetta, he lives in Glastonbury, CT. and has a 1958 356 Speedster
- Brian Farrell, he lives in Hebron, CT. and has a 1956 356
- Steve Gladstone, he lives in Lincoln MA. and has a 1966 912, a 1983 944, a 1967 Pontiac Tempest, and a 1985 Cadillac Seville

TYP356ne Event Calendar for 2024

Events in blue are Club organized and sponsored. All other events are not Club sponsored and are included for your interest. See the Club website for the latest complete information. www.TYP356ne.org

- Thursday, May 30, 10:00am - 1:00pm [TYP356ne Bolton Bean/Harvard General Store
Loafer's Lunch and Drive](#)

Starting at the Bolton Bean, 626 Main St, Bolton, MA 01740
Theo Kindermans will lead a back roads drive from Bolton Bean [Home Bolton Bean](#) in Bolton, MA (just off Route 495) via Wachusett Mountain State Reservation [Wachusett Mountain State Reservation Mass.gov](#) (for a rest stop) to the Harvard General Store [Harvard General Store](#) 1 Still River Road, Harvard, MA for lunch. The drive will be approximately 42 miles. More details on page 7.

June

- June 2 - 5, [TYP356ne Vermont Spring Tour](#)

Basin Harbor Resort, 4800 Basin Harbor Rd, Vergennes, VT 05491, USA
The Spring Tour this year is scheduled at the Basin Harbor Resort on Lake Champlain in Vergennes VT pending the agreement of ongoing contract terms with the resort. Check-in is 4 pm on Sunday, June 4th. At 4:30 pm that day there will be a one hour history talk on the lounge deck about the region given by Bob Beach a long time owner of the resort. At 5:30 pm we will have a group dinner. Breakfast is included in the room rates. On Monday, June 3rd from 12:30 to 1:30 pm we will take a private, narrated group cruise on Lake Champlain on the resort's ship the EEscape. We will again eat dinner together at 6 pm on both Monday and Tuesday evening. Check out for some will be Tuesday, June 4th at 11 am and for the rest of us on Wednesday, June 5th at 11 am. See page 8 and Allen's emails for full details.

- Tuesday, June 6, 6:00pm - 7:00pm [TYP356ne Board Meeting](#). Board meetings are held by video conferencing on the first Tuesday of each month. All Club members are welcome to join. To join the call, email Peter Venuti pvenuti@typ356ne.org to get the link.

- June 9 - 15, [PCA Porsche Parade 2024](#), Birmingham, AL, USA
Details can be found at: [Welcome | Porsche Parade 2024](#)

- Monday, June 10, 12:30 - 9:00pm, [TYP356ne Lunch, Shop Tour and Drive](#)

Starting at Bear's Smokehouse Express
454 Ellington Rd, South Windsor, CT 06074, USA
Come join us for a wonderful afternoon starting with a fabulous barbecue, a Porsche shop tour and finally driving to a local Porsche themed cruise night! See the website for more details.

- Sunday, June 23, 1:00pm - 4:00pm [TYP356ne Sisson/Grace BBQ](#)

28 Forest St, Sherborn, MA 01770, USA
The annual barbeque at Allen Sisson's and Mary Grace's home is on Sunday, June 23rd between 1 to 4 PM. All Club members and their guests are welcome. Allen needs to hear from you by email with the number in your group attending no later than Tuesday, June 18th. The event will be as in past years with a tent outside. Allen and Mary are looking forward to seeing many of you there. The BBQ will be held at our home: 28 Forest ST., Sherborn, MA 01770-1620. 356s, 912s and early 911s should park on the semi-circular front driveway and front lawn. Other cars should park behind the garage or on the grass to the right of the semicircular driveway as you face the house. A \$20.00 per person donation to help defray the costs would be appreciated.

- Sunday, June 30, 7:30 - 8:30pm [Great Race Ending in Gardner, Maine](#)

See details at: [Great Race to return to central Maine, choosing Gardiner as its finish line](#)
the detailed stops for the great race are now published, see <https://www.greatrace.com/>

July

- Tuesday, July 2nd, 6:00pm-7:00pm, - [TYP356ne Board Meeting](#)
- Tuesday, July 9th, 10:00am-1:00pm - [TYP356ne South Coast Drive and Lunch](#)
Start location to be announced by Tom Coughlin.
We will tour the backroads of Westport, MA and Little Compton, RI followed by lunch. Rain date for this event is Wednesday July 10, 2024, at the same times.
- Saturday, July 13, 10:00am - 1:00pm [TYP356ne North Coast Drive and Lunch](#)
John Nai will announce the starting location. John will lead a back roads drive around the north shore of MA followed by a group lunch.
- July 19 - 21, [Misselwood Concours d'Elegance](#)
407 Hale St, Beverly, MA 01915. See details here: [Misselwood Concours d'Elegance | Misselwood Events](#)
- Saturday, July 27, 10:00am - 3:00pm [TYP356ne Vermont two Mountain gap Drive](#)
Georg Becker-Birck will lead a Vermont outing through the Green Mountains going over two mountain gaps. Meetup is 10am in Bethel VT - easily reachable from exit 3 on I-93. We will drive twisting and scenic roads and mountain gaps over Brandon Gap and Middlebury gap, with a lunch break at Lake Dunmore. The tour will end at the Killington Base station on Route 4, giving you options for a stopover in Woodstock or Quechee in the afternoon. Details and signups will be started in a future issue of TubTimes.

August

- Friday, August 2, 11:00am - 2:00pm [TYP356ne Northeast CT Drive and Lunch](#)
Greg Lane and Diane Mierz will lead a backroads drive though Northeast CT ending at the Vanilla Bean Cafe in Pomfret, CT for lunch. Details of the starting meeting point to be announced.
- Tuesday, August 6, 6:00pm - 7:00pm [TYP356ne Board Meeting](#)
- August 9 - 18, [Monterey Car Week](#)
Monterey, CA, See this link for details: [Monterey Car Week 2024 | Schedule of Events and Things to Know \(whatsupmonterey.com\)](#)
- Friday, August 16, 2024 7:00am - 3:00pm [Werks Reunion Monterey](#)
Monterey Pines Golf Club, 1250 Garden Rd, Monterey, CA 93940
See details here: [Werks Reunion | Aug 16, 2024 | Monterey Events Calendar \(whatsupmonterey.com\)](#)
- August 30 - September 2, [Lime Rock Historic Festival 42](#)
Lime Rock Park, 60 White Hollow Rd, Lakeville, CT 06039. See details at: [Event Tickets — TorkHub](#)

September

- Tuesday, September 3, 2024 6:00 - 7:00pm [TYP356ne Board Meeting](#)
- September 12 - 15, 356 [Catskills Tour](#)
Riedlbauer's Resort, 57 Ravine Dr, Round Top, NY 12473. See our website for full details.
- Saturday, September 14, 10:00am - 1:00pm [TYP356ne Cars and Coffee](#)
114 Larch Road, Wenham, MA. John Nai will host a 356 cars and coffee at his home and garage of Porsches with a brief talk.

- Thursday, September 19, Helen, GA - **Highway 356 Reunion**
Tanglewood Cabins Rentals & Deer Crossing Lodge, 3387 GA-356, Sautee Nacoochee, GA 30571.
See details here: [Helen, GA - Highway 356 Reunion - Events - Porsche 356 Registry, Inc.](#)
- Sunday, September 22, 10:00am - 1:00pm **TYP356ne Drive Your Porsche Day**
New London, CT. Georg Becker-Birck and Greg Lane will arrange a 356/912 drive to celebrate Drive Your Porsche Day. Details to be announced.
- Sunday, September 22nd **Drive Your Porsche Day.**
The 356 Registry holds an annual "Drive Your 356 Day" in September.
[Drive Your 356 Day - Porsche 356 Registry, Inc.](#)
- Sunday, September 29, 10:00am - 2:00pm **TYP356ne Club Day**
Lake Pearl, 299 Creek St, Wrentham, MA 02093
We will meet at 10 AM on the lawn at Lake Pearl for a couple of hours to talk and view cars. From 12 to 1 PM we will have lunch and at 1 PM there may be a speaker. Look for full details in TubTimes.
- September 29 - October 3, **PCA Treffen Mt. Washington**
Omni Mount Washington Resort, 310 Mount Washington Hotel Rd, Bretton Woods, NH 03575
Find details here: [Treffen Mount Washington - Fall 2024 \(pca.org\)](#)

October

- Tuesday, October 1, 6:00pm - 7:00pm **TYP356ne Board Meeting**
- October 3 - 6. **Audrain Motor Week**
Newport, RI. Find details here: [Audrain Newport Concours and Motor Week \(audrainconcours.com\)](#)
- October 8 - 11, **Hershey AACA Eastern Fall Car Meet and Sale**
Find details here: [2024 Eastern Fall \(Hershey\) - AACA - Antique Automobile Club of America](#)
- Thursday, October 10, 10:00am - 1:00pm **TYP356ne Drive and Lunch**
Bolton Bean, 626 Main St, Bolton, MA 01740, USA
Theo Kindermans will lead a back roads drive from Bolton Bean [Home | Bolton Bean](#) in Bolton, MA (just off Route 495) via Wachusett Mountain State Reservation [Wachusett Mountain State Reservation | Mass.gov](#) (for a rest stop) to the Harvard General Store [Harvard General Store](#) 1 Still River Road, Harvard, MA for lunch. The drive will be approximately 42 miles.
- Saturday, October 19, 2024, **5th Annual Boardwalk Reunion, Ocean City, NJ**
The Flanders Hotel, 719 E 11th St, Ocean City, NJ 08226, USA
PCA Zones 1 & 2, supported by the 356 Registry, <https://boardwalkreunion.org/>

November

- Tuesday, November 5, 6:00pm - 7:00pm **TYP356ne Board Meeting**

December

- Saturday, December 7, 10:00am - 12:00pm **TYP356ne Annual 2025 Event Planning Meeting**
Sherborn Community Center, 3 Sanger St, Sherborn, MA 01770.

January

- Tuesday, January 7, 2025-6:00pm - 7:00pm **TYP356ne Board Meeting**

February

- Sunday, February 2, 2025-11:00am - 3:00pm **TYP356ne Annual Holiday Party**



Upcoming Events

Bolton Bean/Harvard General Store Loafers Lunch and Drive


Thursday, May 30, 10:00am - 1:00pm

Starting at the Bolton Bean, 626 Main St, Bolton, MA 01740

Theo Kindermans will lead a back roads drive from Bolton Bean, Home Bolton Bean, in Bolton, MA (just off Route 495)) to the Harvard General Store, Harvard General Store, 1 Still River Road, Harvard, MA for lunch.

There will be a midpoint rest stop at the DCR visitor center at Wachusett Mountain State Reservation, Wachusett Mountain State Reservation Mass.gov, in Princeton. Interested people can continue and drive to the top of the mountain. We will wait for them to join us for the drive to Harvard. Note that DCR will charge \$5 to go to the top. Top tip: most of us will qualify for a lifetime DCR senior pass for \$10. <https://www.mass.gov/how-to/get-a-senior-parking-pass>

The drive will be approximately 42 miles.



WHAT'S AT THE HARVARD GENERAL STORE?

MADE TO ORDER BREAKFAST, LUNCH & DINNER,

COFFEE, PASTRIES, CAKES & SNACKS

BEER, WINE, PROVISIONS & GIFTS



TYP356ne Vermont Spring Tour—Final Call

June 2 – 5 at the Basin Harbor Resort, 4800 Basin Harbor Rd, Vergennes, VT 05491, USA

The TYP356ne Spring Tour is just 10 days away starting on Sunday, at 4 PM on June 2, 2024 at the Basin Harbor Resort on Lake Champlain in Vermont. At this time 8 couples (16 people) have reserved rooms for 3 nights, and two couple (4 people) has reserved a room for 2 nights. There are still rooms available for 2 or 3 nights if you would like to join the 20 of us signed up so far. The current tentative schedule is this:

Sunday 6/2/2024:

4:00 pm Arrival at Basin Harbor Club, 4800 Basin Harbor Rd , Vergennes, VT. [Lake Champlain, VT Hotel & Resort - Basin Harbor](#) Check in time 4 pm. Special coned off parking for 356s.

4:30 – 5:30 pm Historical lecture by Bob Beach, owner, on Basin Harbor Lodge deck. (optional \$10.00/person).

5:30 or 6:00 pm or so, gather at Red Mill Restaurant bar for cocktails. *(This is a breather for us to mingle, or change for dinner.)*

6:30 pm Dinner at Red Mill Restaurant at Basin Harbor Resort.



Monday 6/3

7:00 – 10:00 am Full Buffet Breakfast (included in room price) at Ardella’s Restaurant.

12:30 - 1:30 pm Narrated Cruise on Escape on Lake Champlain. (optional, \$30.00 per person)

1:30 – 2:30 pm Lunch on your own at Basin Harbor if you wish.

2:30 – 3:00 pm Drive to Peter Markowski’s RPM Motorcars 462 Monkton Road, Vergennes, Vermont (20 minute drive).

3:00 - 4:30 pm Tour Peter Markowski’s RPM Motorcars [Restoration and Performance Motorcars \(rpmvt.com\)](#)

5:30 or 6:00 pm or so, gather at Red Mill bar for cocktails before dinner.

6:30 pm Dinner at Red Mill Restaurant at Basin Harbor Resort.

Tuesday 6/4:

7:00 – 10:00 am Full Buffet Breakfast (included in room price) at Ardella’s Restaurant.

10:00 am Drive/tour (2 minute drive) to Lake Champlain Maritime Museum, 4472 Basin Harbor Rd, Vergennes, VT. [Lake Champlain Maritime Museum – Learn From The Lake \(lcm.org\)](#) It’s next door. Museum has boats in water, life-size displays. Could be a 1 to 3 hour visit. Hours: 10 AM to 4 PM daily.

-OR-

9:15 am Drive/tour to Shelbourne Museum, 6000 Shelbourne Road, Shelbourne, Vt. (40 minute drive). " A museum of art, design, and Americana. Over 150,000 works are exhibited in 39 exhibition buildings, 25 of which are historic and were relocated to the museum grounds. It is located on 45 acres near Lake Champlain." This is on a rural campus; we should plan a half to full day for it. Lunch on campus. [Welcome - Shelburne Museum](#) Hours: 10 AM – 5 PM daily.

5:30 or 6 pm or so, gather at Red Mill bar for cocktails before dinner.

6:30 pm Dinner at the Red Mill Restaurant at Basin Harbor.



Wednesday 6/5:

7:00 – 10:00 am Full Buffet Breakfast (included in room price) at Ardella’s Restaurant.

11:00 am Check out time to head home.

Let me know once you have made a reservation at Basin Harbor. Also, let me know if you are staying one or two nights plus the number in your party. Finally, let me know if you will attend the Sunday evening history talk and/or the narrated EEscape ship cruise of Lake Champlain on Monday afternoon.

Allen Sisson

Email: dkwf5700@gmail.com

Note– From more information see Allen’s email sent to the membership on May 9th .

Things to Do

The Lyon –Waugh Auto Group has 8 dealerships including Porsche of Nashua. Last year there were three 356s at this event. There will be Porsche specific parking on the right as you drive in.



Back by popular demand! The Lyon-Waugh Auto Group Car Show.

Join us for a morning of automotive excitement at the Lyon-Waugh Auto Group corporate campus. From exotics to classics and everything in between, this car show has something for all car enthusiasts.

Sunday, June 9th
9am-12pm
7 Centennial Drive
Peabody, MA 01960



Here's what's in store:

8:30am: Display vehicles invited to take their place
9:00am: Event begins
12:00pm: Event concludes

We kindly ask that display vehicles remain for the duration of the event so everyone can admire your wheels.

No Admission- Everyone is welcome, from car enthusiasts to families and even furry friends – we're dog-friendly!

Parking- There will be Porsche specific parking on the right as you drive in.

Get ready to showcase your pride and joy at the
Lyon-Waugh Auto Group Car Show!

RSVP with above QR code to showcase your vehicle.


Recent Events

TYP356ne Annual Swap Meet and Sub Lunch

Saturday, May 4, 10:00am – 1:00pm

Saturday, May 4th was a great day to drive our Porsches and attend the annual Swap Meet. Several members attended as you can see in the pictures and there were a wide collection of parts and items for sale. We had more than enough subs for all to enjoy and many of us took the extras home.

There was a nice collection of 356s at the event for everyone to look at and ask questions about. Joe Leweck showed up with his beautiful 51 VW, see page 8 for some pictures and history of the car. While there were more sellers than buyers, everyone had a good time eating a sub and talking about Porsches. Several parts found new homes.



Cars at the Swap Meet




Above— John Nai brough his A coupe that was previously owned by Alex Finigan.



Below— you never know what model Porsche you will see in the Thompson's yard!!!



Joe Leweck from Exeter, NH drove his beautiful 1951 VW that he bought from Bill Collin's estate. The car was known to of been Bills favorite car that he pursued for years. The story goes that when he finally purchased the car Bill had to go to Vermont to get the car off a lift from a barn. He then towed the car home with a toe rope. Thanks to Joe for bringing his special VW to the event.



Recent Events

TYP356NE SOUTH COUNTY TOUR 2024

The weather was specular for our first tour of the year. Tom Gilchrist and Steve Turino planned out a great route with a couple of cool, corkscrew turns. We were amazed that they could find such fun drives in little old Rhode Island.

We started at Tom and Bridget's beautiful water view home in Matunuck RI. Ten cars gathered there for the hour and a half tour around URI and South County RI. There was a was very cool breeze by the water but as we drove inland to stop at Steve and Barbie's home, it warmed up considerably. The tour ended with a short hop to the Matunuck Oyster bar for an outstanding lunch that topped off the day. The day was not without some trauma for our 60 year old cars. See page 13 for the details. The pictures below and on the next page cover the day.

Thanks to Tom, Bridget, Steve and Barbie for a fun day driving our Porsches. Ed.T




These pictures were taken at the Gilchrist home in Matunuck RI before the start of the tour.





During the first part of the tour Allen Sisson found out his brake lights were not working. Not able to fix the problem, Allen left the tour and drove to his repair shop where the problem was determined to be the brake light switch that screws directly into the master cylinder. The switch had failed from age. A replacement switch was not available at an auto parts store, however, they found that a switch for an old Harley Davidson is compatible. One was found at a Harley dealer that was installed and now works. So Allen's car is now part Harley Hog!!!!



A stop at the Turino's home in Charlestown RI.



Lunch Stop



Below- the tunnel of maple trees



Four Speeds and Drum Brakes by Tom Tate



Still Swapping Parts

The vintage car season in New England always starts with a drive down to Carlisle PA for the annual PCA All Porsche Swap meet. The warm up for that is the West Coast Porsche Literature Meet held at the Los Angeles Hilton the end of Feb. Since that is a plane flight out it isn't really possible to take a lot of parts and pieces out to sell and that limits my purchasing power because I hate paying for checked bags on the return flight.

There is not much of a restriction when it comes to loading the car for the road trip south. Once the popup tent and a couple of small flat tables are in, there is a lot of room with the seat backs folded down in the Audi.

I really do have to continue emptying the garage and I have discovered the secret of how to do it. For the last few years I have just watched the WTB (want to buy) listings on a few Porsche sites and when I see a need for something in my garage I shoot off an email with a price and off it goes. Those WTB listings have dropped off the last year or so which tells me that guys either have all the parts they need or they're on that highway in the sky. The secret is to go where

people are still looking for Porsche parts and then price everything at half its value. That way even if they don't need a 356A louvered engine cover they'll buy it thinking that they can resell it for a profit. Note to self: let it go, it's been to Carlisle twice and never found a new home.

Years ago a few of us would load up the parts and roll out at midnight on Friday. Six hours later we'd be a truck stop on Interstate 81 pouring brown gravy over biscuits and sausage just a couple of miles from the Fairgrounds gate. It was a road trip we all looked forward to for years. As the years rolled along we traded the truckers breakfast for a steak dinner with friends from the South and began driving down on Friday afternoon. That way we were in better shape to stand around for 6 hours the next day selling parts and the return run was an easier drive too. This year I found myself making a solo run down the interstate in the RS4. It actually took a little of the pressure off to drive like an old guy. With plenty of horsepower coming



from the K24 turbos I could drive it like a motorcycle. Double digits here, triple digits there and back to normal speed. Great fun.

Brother, Bill, was always up for a two hour drive from Silver Spring, MD so getting him to bring the Speedster was easy. The fact that it usually won the 356 Class at the Porsche Display was another draw. This year was no exception, he won again, but the threatening weather did keep some of his competition home in the garage. His white Tub looked great in a sea of newer P cars including some with four doors. I have always said that 90% of life was just showing up and this was another example.

With heavy clouds most vendors put up their pop up tents but they weren't needed which is unusual for Carlisle. The PCA Region that has organized the show for 47 years claimed that the number of sellers broke all records and I know that the buyers were spending money. I sold at least half of the parts that I took and while it was tough to do, the only thing I bought was food.

It was fun to see people face to face that I talk to during the

year, even those that live only a few miles from me. We have lost a fair number of car guys over the last few years, guys that have made major contributions to the hobby. I guess we're all seeing that off ramp in the distance and checking in with friends means more than ever.

Even Cars and Coffee gatherings have gotten big turn-outs the last few years. Telling stories or selling parts, is always better in person.


As many do, I glance over the obits in the Boston Globe on weekends just to see if anyone I knew left the party early. When I see big write ups I'm always surprised at the interesting lives that so many have lived. These are the kind of folks that would've been nice to know when they were living but now they're gone. I don't read any that were vintage car people like my friends. Maybe their kids just didn't put that part into the story. Besides how exciting would the obit be if it talked about swap meets, long car rides and standing around in parking lots for hours? It still seems like fun to me, I guess old habits last a long time. Let's keep that up for as long as we can.

KTF



Porsche Miles Driven in 2024

	<u>Porsche</u>	<u>2024 Miles</u>
Phil Brzezinski	2006 Carrera	746
Ed Fanning	356A Mel	546
Randy Robinson	356B	27
Bill Slinko	912	85
Theo Kindermans	356B Sunroof	427
Ed Tobolski	356A Coupe	189
Ed Tobolski	911SC Coupe	154
Al Hanmer	68 912	45
Tod Beaty	356C Cab	42
Greg Lane	356B	292
Greg Lane	Boxster S	303
Carl Luck	58 356A Coupe	333
	Total	3189



John's Adventures with Porsches!!!!

By John Consigli

.050 Distributor

Before I got into restoring a 356, I owned several Porsche 912's.

One year for Christmas, my wife Betty, at my request, purchased a .050 Bosch distributor from "The Maestro", Harry Pellow for \$75. plus shipping. The distributor came complete with an extra set of points, straight from Cupertino, California. My plan was to install it into one of my 912's. However, both cars ran well, and at the time I didn't see any need for changing to the new distributor. Plus since I was learning about the cars, I had not installed a distributor before and didn't want to upset the balance of a car that I didn't have a problem with.

Along with my two 912's, I had picked up a 914, which I was in the process of restoring and getting road worthy. As the 912's began to take a back seat, I also bought a 1964 356C, and then another 356C manufactured in late 1963, which was to serve as a parts car for the 1964C. Dubbed the "Por-Vette" by a friend, mainly due to the many fiberglass repairs done to the floors & body of my parts car, it did have many good parts. The parts car served as a learning platform and actually ran very well. Although the body was sprayed painted rattle-can white, had a worn, ratty interior, the transmission, engine, brakes and electrical system had been kept up. On many occasions, I had the opportunity of borrowing one of several repair plates from different friends, to take it for many a joyride. The car never left me stranded.

One Sunday, it was determined that the Por-Vette's original 356 .019 distributor needed a rebuild. Talking to my friend Bob from Tewksbury, he agreed with me that it was something that needed attention. That afternoon, Bob made the trek down to Milford where the car was stored. I took the .050 out of the box and as we both checked out the Porsche manual, we removed the .019 and installed the .050. Everything was installed correctly, but we couldn't figure out why we didn't have a spark at the points. The car which had started before the installation, would not start. We checked all the connections to the coil and the coil



wire. We suspected the condenser and the points, but they were brand new. What could be the problem?

As a last resort, Bob asked for the Maestro's phone number. I got out my receipt and Harry's phone number was printed on the receipt. Bob started to dial his number. I said "you're actually going to call Harry Pellow"? It's Sunday afternoon, maybe he's resting or having a family day. Maybe he won't answer. I thought maybe we'll be annoying him. I had no idea as I could hear the phone ringing. Then Harry answered. It was the same voice that I had heard on his Engine Rebuild Videos, over and over. He sounded very friendly as Bob told him the problem that we were having with my new distributor, which I had purchased from him. Harry asked several questions and then asked if we had a duplicate set of points for the distributor, Bob answered "yes we did". Harry instructed us to install the other set of points, which we did, as he waited to learn the outcome. The car fired right up. We set the timing, tinkered with the carbs, and everything was running fine. I was so happy that Harry Pellow "The Maestro" had taken the time to sort out a small mechanical issue for me. He came across as a regular guy, and quite a character at that.

Unfortunately, I didn't have other dealings with him after that, but was saddened to learn he passed a couple of years later. Back in his day, his 356 engines were legendary. I had a poster of one of his gold plated 356 engines hanging on my wall for quite a while at work. When we drove upstate New York one summer to view a Porsche Concours event, the organizers had one of Harry's gold plated 356 engines sitting in the hotel lobby. I was told afterwards that it was a raffle prize for the Porsche Club. Every now and then, I'll run across a 356 for sale with engine rebuilt by "The Maestro". Over the years I have picked up several of his books, along with a set of his Engine Rebuild Videos from a friend. His books are a great reference and his videos instruct you step by step in tearing down and rebuilding a 356/912 engine. I believe his books and videos are long out of print, as his family didn't continue in his legacy. Originally a graduate of the Massachusetts Institute of Technology (1967 BS & 1968 MS), in Chemical Engineering, he found his niche by building 356 Porsche engines in California. Harry Pellow was viewed as an Authority back in his day. It seemed that he always ended his statement on some repair or fix he was explaining by finishing up with "Keep the Faith".

John



This is an excellent DIY project for the daring and the results can be very rewarding. It can also be fun if you enjoy learning and a challenge as do I.

Recently Georg Becker-Birck shared his upholstery adventure with some of us via a webinar. It was excellent and well done. I have since completed a complete rebuild of the front seats in my 59 A and would like to share some additional information gained during my adventure.

In my case the seats had previously had the vinyl replaced, still in good shape, but the inards where original, too soft and uncomfortable for long trips. Everything above the bottom pan (which needed some welding) and metal back frame needed to be replaced. I got all the materials (except springs) and great advice from K&H European Auto Upholstery. Tim at K&H was very patient and helpful. The quality and fit of the material was excellent. The total material cost, without springs was \$1,300.

Besides Georg's guidance, there were several YouTube videos on 356 seat upholstery that were invaluable. I will not try to repeat this excellent source of information but strongly encourage you to look at it all, several times. Building on this information, these are some points of interest that may be helpful, or not!

- I bought the springs from Sierra Madre Collections. Although they seemed quite cost effective at \$290 for the pair, the shipping was quite high at \$175. I have sense learned that shipping cost with them can be negotiated. Even at the higher than expected total cost, I was happy with the purchase but you might consider just stuffing your old springs instead.
- Doing one seat completely first, including installation, helped the learning process, and a better result on the second seat.
- The plastic bag technique for pulling the back material over the foam is important but removing the plastic is a big challenge. Perhaps using a thin dry cleaning back and leaving it there would be better???
- It is critical to get the back fully pulled down and aligned. Otherwise there will be gaps when the hinges are installed that will ruin your day.
- Even though I had new springs, I wanted a very firm seat so added foam inserts into most of the perimeter coils. I, and my butt, are very happy with the results. Sitting a bit high but consistent with Georg's experience, this seems to be a result of the new foam pad which is much thicker than original material.
- Even though the video/professional opinion seems to be it that it is risky to cement the vinyl to the foam, I found it not so bad and critical to having the proper final "contour" to the seats.
- The vinyl bottom from K&H has a cloth "skirt" that is important to properly pull and attach to avoid creases being visible. It is also recommended to "tapper" cut the foam along the bottom as well as the back of the back.
- When buying the covers, I wanted to get as close to the "pleat" look of the originals as possible, which is more subtle than I have seen on many high end restorations. K&H was able to prepare the covers to allow this but advised this made assembly more difficult. Loving a challenge, I went for it, you can be the judge.
- The cords that tie down the seat bottom "pleats" are very important for the proper look. This is probably the most technique sensitive step, but most results critical part of the process. There are several small tricks here that I would be happy to elaborate on if anyone is interested. One recommendation is to fit the bottom cover in place and inspecting before permanent attach-



ment of the cords.

- Although Tim didn't feel the lumbar support straps where required due to new foam back, I actually went into the other direction, my old back loving a lot of support, and added a third support strap. Feels pretty good to me.

This was the first time I did any upholstery and had a ball learning. It took me between 80-100 hours which is probably four times what it should have, or would the next time. The results and experience was well worth it.

I have many (>200) step by step photos and detail information that I would be happy to share with anyone who is interested. This is not a tough job, just a lot of steps that need to be done carefully.

I would again like to thank K&H and especially Tim for the excellent product and sharing their expertise.



Above—Spring stuffing, Below— Third lumbar support



356 Market Place

There are a large number of Porsche 356 sales transactions on Bring-A-Trailer (BaT). Check them out.
[Porsche 356 For Sale - BaT Auctions \(bringatrailer.com\)](https://bringatrailer.com)

Below are a few recent sales of 356s and an engine.



1964 Porsche 356SC Coupe
Sold for **\$74,000** on 5/1/24



45-Years-Owned 1961 Porsche 356B Coupe
Sold for **\$74,888** on 5/7/24



1961 Porsche 356B Roadster
Sold for **\$325,000** on 3/7/24



1960 Porsche 356B Super 90 Roadster
Sold for **\$190,000** on 3/7/24



1958 Porsche 356A 1600 Sunroof Coupe Project
Sold for **\$41,858** on 3/8/24



1959 Porsche 356A Type 616/1 Engine
Sold for **\$7,500** on 4/23/24

CLASSIFIED

TYP356ne is not responsible for omissions, errors, misrepresentations, payments, etc. relative to any classified advertisements. Buy at your own risk!! Send all for sale and wanted items to Ed Tobolski at tobolsed@verizon.net. Items will be run once unless renewed

For Sale

This is the best-looking and best performing driver, Pre-A 1955 bent windshield coupe you can buy for \$175,000.

This Pre-A has OEM color driver quality Turkish Red paint with red seats and cord inserts all per COA. It has the really neat pneumatic gas gauge which works, and all the other bits work too (except the light on the end of the turn signal arm and the trip odometer-the odometer and speedo both work fine). She is a wonderful driver that comes with it's OEM engine but with a powerful twin-plug 912 engine installed, is a well-sorted car, and solid underneath. Included but not installed are the original tachometer (electric is installed for full flow oil filter), Telefunken radio, 16" wheels and pre-A brake drums. Installed tires are 165-15" Firestones dated 9/21.

The installed twin plug, full flow oil filter 912 engine, totally rebuilt at 46,700 miles on car speedometer (now 52,500 miles) was built by Jack Morris (was Morris Bros., now in Wash. state). The original engine (yes the number agrees with COA) was completely rebuilt by Rainer Cooney, is hand turned monthly and the dual mount 519 tranny was built in 2018 by Vic Skirmants. The seats were done by Autos International in 2013.

Car's 1950's history is well documented in 356 Registry article in the magazine (May/June. 2019, 43-1 page 34). To read it, click on the link below:

[43-1-content_2095491967.pdf](#)

If the link doesn't work, go to "Media center" (above) and find the May/June. 2019 edition and go to page 34.

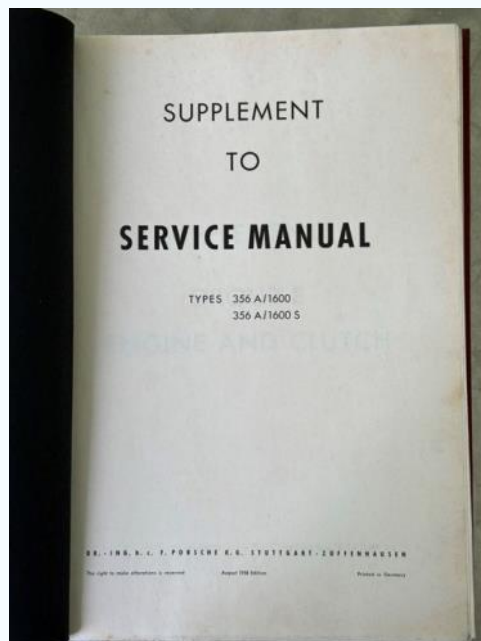

This is a clearly a driver and not a concours car. It was first sold in Germany so it is not a Continental originally (of course the badge is the only difference). If you are interested in this great looking, great driver come drive it and you'll love it.

Tom Lamar Coughlin, 617-875-3975, tlc356@verizon.net



For Sale

Porsche 356A Factory Workshop Manual Supplement, AUGUST 1958, great condition, \$200 OBO
Contact Theo Kindermans— tkindermans@yahoo.com



CLUB ITEMS AVAILABLE

Clothing- TYP356ne has an online store where you can order hats, polo shirts, canvas bags, and any other item that Land's End Business Outfitters carry in their inventory. You can customize any of the items you purchase with the Club's black oval patch. The store address is:

<http://business.landsend.com/store/typ356ne>

When you are on the site, select the product you want to purchase and the quantity. Then select the Apply Logo box and a page will come up with Logo 1. Follow the instructions to complete your order.



Name Tags - We have found a new vendor at nametagwizard.com who can make you a personalized TYP356ne name tag. All name tags come with a magnetic attachment which means you do not have to put pin holes in your TYP356ne polo shirt to wear your name tag. They are \$11.48 each plus fees and shipping. Payment can be made by credit card or PayPal.

ED TOBOLSKI

TYP356NE

Email Ed Tobolski, tobolsed@verizon.net, and he will send you the detailed directions you need to order the name tags online. Follow the directions and within a few days you will have your personalized TYP356ne name tag delivered right to your door.

New Club Grille Badge

Club members can purchase the "Official Club Badge" for a cost of \$36.00. It is a beautiful badge complete with mounting hardware.

To order a badge, first contact Peter Venuti at - pvenuti@typ356ne.org and give him your mailing information. Payment can then be made by PayPal on the club website.



TYP 356 ne

LIFE'S TOO SHORT TO DRIVE BORING CARS!!!

TYP356NE – CLUB SPONSORS

www.acsracing.com • www.acsracing.com

=A·C·S=
RACING
Tuning for the Future
Dynojet Tuning Facility

781-982-9434

74 Industrial Way Hanover, MA 02339
fax: 781-982-4833

"FEAR WHEEL HORSEPOWER IS REAL WORLD HORSEPOWER"



Three decades of trusted Porsche service.
Providing comprehensive mechanical repair, restoration, and maintenance for all air-cooled and water-cooled Porsche models.

COMPETITION • STREET • VINTAGE
SPEEDSPORT
TUNING.NET

203-730-0311
service@SpeedSportTuning.net
SpeedSportTuning.net • 52 Miry Brook Road, Danbury, CT 06810
facebook.com/SpeedSportCT @speedsporttuning



**Retro Automotive
Products, LLC**

247 Sullivan St. • Claremont, NH 03743 • Toll Free 1-866-737-1733

I BUY OLD PORSCHE
COLLECTOR IS LOOKING TO BUY
356's, 912's or early 911s.
Call Robert Shelbourne at 215 809 4900
Gt3rs550@gmail.com